


NEWSLETTER OF



Show Me Your Curves

VOLUME 3, NO. 2

Mellow Yellow

A Look at a rare colour



Plus...

Intermittent Wiper Switch

Just Miatas

Pedal Cars

And more...



Courtesy of Mark Booth San Diego, CA

Now here's a rare sight, four Sunburst Yellow Miatas together on Hwy 1 in California

On the Cover



A 1992 Sunburst (#61)
owned by Peggy Fletcher
of Owen Sound.
One of 1519 produced in
the U.S.A.

INSIDE THIS ISSUE:

<i>YELLOW MIATAS - A LITTLE HISTORY</i>	4
<i>JUST MIATAS</i>	8
<i>PEGGY'S QUEST</i>	11
<i>HELPFUL HINTS</i>	13

We want to hear from you
about this newsletter.
Please use the Feedback Link
to submit any comments,
concerns or questions.

Thank you



[Feedback Link](#)

You Gotta Read This!

One Woman's Quest to own
a Sunburst Miata



See Page 11

Mellow Yellow

*They call me Mellow Yellow,
Quite Rightly,*

Donovan 1967

This month's focus is on the Yellow Miatas produced over the years, easily the rarest colour produced to date.

Each generation of Miatas has enjoyed at least one version of a Yellow paint scheme starting with the 1992 Sunburst Yellow model. Although it is not considered a "Special" or Limited edition model it's production figures are relatively small and Sunburst Owners are as passionate about their "Special Editions" as any of the others.

Production was a mere 1,519 units in 1992 and the \$250 Yellow paint option wasn't available again for the NA's as it didn't return until the NB version in 2002. That year there were actually two versions of yellow, the Blazing Yellow used for the 2002 Special Edition models and the Vivid Yellow used on the "special order Models (see Vol. 2 No. 4 on these cars). The Vivid Yellow is exactly the same as the Sunburst except it also includes a Clear Coat over top appearing slightly shinier.


The NC version of yellow appeared in 2009 and 2010, it was named Competition Yellow .



1992 Sunburst Yellow



2009 Competition Yellow



2002 Vivid Yellow



2002 Blazing Yellow

A photograph showing the interior of a yellow sports car. The view is from the driver's side, looking towards the front. The steering wheel is black with a silver center. The dashboard and center console are black. The seats are black with yellow stitching. The car's body is yellow.

Mellow Yellow

Yellow Miatas - A Little History— Con't

Not only is this the only 1991 Sunburst in existence, but it is the only US spec 5 speed Sunburst with the "B" package option from Mazda. This car was used by Mazda as a press car and then driven personally by Bob Hall. It was used in various magazine articles including a Road & Track issue that included it being driven by Indy car driver Danny Sullivan. It was then sold by Mazda to Bonnie Lutz, the founder and past President of the Sacramento Chapter of the Miata Club (SAMOA) and Editor of Miata Magazine. She purchased this car directly from Mazda in 1992 and helped establish the registry for Yellow Fever.



Its MSRP was \$19,735 and its options included factory hardtop, limited slip differential, compact disk player, floor mats, and air conditioning. There was no charge listed for the Sunburst Yellow paint (*see Dealer Sticker previous page*). Bonnie purchased it from the Design Studio in Irvine for \$12,500.

This vehicle was also used in five different photo shoots for various ads and stock photos for the print ad campaign promoting the upcoming 1992 Sunburst cars, numerous magazines (including Miata Magazine), as well as the second version of the 1992 Miata Brochure.

It is currently owned by Tom Howlin of Mineral, VA.

1992 Sunburst Yellow

The 1992 Sunburst Yellow Miatas were not a very popular choice in their day and some dealers chose to make some deep discounts in order to move them and the colour was not offered again for a decade. There were 1,519 models produced for the U.S.A., with only 503 units sold in Canada.



**Want to see a brand new 1992 Sunburst Yellow Miata?
This is a close as you can get with this example in
Fairlawn, Ohio with less than 3,000 miles on the odometer.**

Yellow Miatas - A Little History— Con't

2002 Vivid Yellow

From September 13, 2001 till October 15, 2001 through the Mazda custom order program website it was possible for customers to choose one of two Special Order colours, one of those colours was Vivid Yellow and this was the only way you could purchase that particular colour.


The Vivid Yellow was the same as the Sunburst Yellow from the 1992 model only it had a Clear coat finish to it. The total production of these special order colour Miatas was quite small at 239 units. Most of these cars came with tan leather interior and the ground effects package (often referred to as Tupperware). It is believed approximately 50 of these were produced with black cloth interior and no "Tupperware" exactly matching the configuration of the original Sunburst.



2002 Blazing Yellow

In 2002, one of the Special Edition models came in Blazing Yellow Mica. The USA production numbers for these yellow cars was limited to 1000 units and Canada had only 250.

(Note: More on the 2002 Special Editions can be found in Vol. 2 No. 4).



Yellow Miatas - A Little History— Con't

2009-2010 Competition Yellow

A new yellow was introduced to the Miata world with the 2009 model called Competition Yellow. This particular colour contained a little more orange in it and in some circles was called school bus yellow (see pic). It is a rare car indeed as sales for the Miata had dropped significantly in North American at the time of it's introduction. The figures I've been exposed to are 850 units in North American in 2009 and 525 units in 2010. The figures for Canada naturally are much smaller as only 97 in Competition Yellow were sold for 2009 and 20 in 2010.



And Finally....

Yellow Miata owners are one of the most enthusiastic (crazy?) and go to great lengths to enjoy their vehicles. Skip Cannon of Erie, CO, for example has modified a pedal car to resemble his Sunburst Miata so his whole family could drive one.




Just Miatas by Terese Mac Davis

We had a recent visitor to our web site who has an interesting story to tell. Terese Mac Davis, a woman from Northern California and avid sports car buff who fell in love with her first Miata as we all have but then took it a step further, way further!



Terese, without any mechanical expertise and being a woman in the male dominated car field started to restore Miatas as a hobby and it got a little out of hand. She finds old, tired and scraggly Miatas and restores them to a like new condition and resells the fun and joy these little cars bring to another new Miata enthusiast. Terese, and her husband Jimmy, have been restoring Miatas for over ten years now and have completed countless vehicles.

Apparently for Terese that wasn't enough so she then developed a Miata club in her region by recruiting members of those who had purchased her cars so she not only enjoys her new friends but still sees cars she has restored, how cool is that?



Still not enough you say, of course not she now has written a book on this passion called *Just Miatas the Book* which details the last eleven years restoring and detailing first generation Miatas. This book is due for release in April 2012.

Did we mention she also has a web site? Check out www.justmymiata.com

But there's more! We have recruited Terese to provide us with a monthly column sharing what she's learned on her journey with these lovely vehicles.

Here is an example of the type of work Terese and here team do. A 1990 silver Miata that had obviously seen better days required a little TLC to become someone's passion once more. For the complete article on this project go to her web site listed above.

Before



After





Stanley, the Little Car Who Could

In keeping with this month's theme of Mellow Yellow we have the story on a 1992 Sunburst Yellow Miata Terese did.

One of my favourite car stories was when Bill, my partner lucked upon a yellow 92 automatic. It was our first Sunburst Yellow. It was perfect; an original owner, all receipts and owner's manual, hardtop, low miles. It was one of those times when the gods smiled upon us. We brought the maintenance up to date and detailed it.

I usually advertised the special ones (like a Sunburst Yellow, a 95 M automatic, etc.) on Miata.net, as well as cars.com and Craigslist. I was posting the ad on Miata.net and had reached the part where you put in your credit card number, and I had a call already!! I hadn't even finished paying for the ad! This guy evidently had an alert on Miata.net and had been looking for this exact car for his wife. He had a 95 black B Package and his son had a 97 Montego Blue.

This was our first experience selling over the internet and out of state. We now have cars all over the country (well, one in Louisiana, one in Milwaukee, one in Texas, and two in Washington and Arizona,,, oh and several in Nevada and one in Utah).

I talked to them via email and phone and went out and took pictures of every inch of the car and emailed them to him. These are what I call 'tech pictures' when I try to get every bit of the car. This would be for someone who is coming some distance. We want to make sure it's worth the trip, especially if he's flying in from out of state. I sent these people about 25 pictures.

I've never sold a car that the person hasn't seen in person and I've never bought a car I hadn't driven. I try to give as complete a picture of a car before someone spends their time and money to fly to California to see it. Nobody ever went home without a car! That's a 100% success rate. I wanted to make sure we had a pretty solid match before they came to see it.





Stanley, the Little Car Who Could

Anyway, to get back to this car ... in between emails, another guy calls me from Canada and he wants the car and offers full price cash, sight unseen. I was a little overwhelmed, so I said yes, because Bill had "trained" me to always take the full offer. Everything was happening so fast, I hardly had my wits about me. All of this happened in the first three minutes.

When the Louisiana guy called me back, I told him someone had made an offer and I had accepted it. He said that he and his wife were just looking at the pictures while the other guy was on the phone and they really wanted the car and they had been first. He was polite and very southern and just got sweeter and more logical. I did get his point.

This was one of my many morals lessons. I told him he was absolutely right, and he was back on first. I called the Canadian guy back and told him my partner had already accepted an offer on the car.

The Louisiana couple flew into San Jose airport and Jimmy and I met them at the airport. They checked the car out thoroughly and drove it around the parking lot. They were so cute! He was walking around it kicking the tires and she was putting their luggage in the trunk. They were sold as soon as they laid eyes on it, if not before they even saw it. The car was exactly what they had been looking for and more. You don't get many perfect matches, or many perfect cars either. We went into the airport cafeteria and relaxed, had lunch and talked and did all the paperwork. A very pleasant hour and we waved them off.

They emailed us on their trip home to Louisiana. She was a grade school teacher and they named the car Stanley, after a train character in one of her stories. She said Stanley took the hills and mountains and went all the way across the country without a complaint. We heard from them a couple more times over the years. I hope they made it through Katrina. They were in Lafayette, LA.

I learned later that the Canadian guy was a Miata buyer/reseller, and I ran across him again and many others, too, back in the day. I didn't mind dealing with people who turned Miatas, because sometimes they had really good cars, but they weren't into fixing them. I was, and they were happy to sell to me when they had a car they didn't want to mess with. I like messing with them.



One Woman's Quest for a Sunburst Miata

- Peggy Fletcher

Has there ever been a better colour for a Miata then Sunburst Yellow? Some will disagree, but in the eyes of this Miata owner.... there is none better. We purchased our first Miata three years ago (a 1990 Mariner Blue) and we were hooked. Have you ever seen two middle age people running down the driveway yelling "No, you drove last time; it's my turn to drive". Not a pretty sight, but funny to see all the same. Right there and then we knew we had to have another Miata.

In May of 2010, the hunt was on. I had always wanted a convertible and yellow has always been my favourite colour. I placed a "WANTED" add on Kijiji, just a few e-mails later with a wonderful couple near Chicago and plans were being made. Two weeks later we were making the 13 hour drive from Owen Sound, Ontario to Rockford, Illinois. I know ... call us Craazzy !! Road Trip Tip –NEVER, EVER drive through Chicago unless you like to spend three hours playing stop & go on a four lane freeway.

The minute we pulled up the driveway in Rockford and I saw this car I knew I was going to be the proud new owner of a 1992 Sunburst Yellow Miata, only 92,000 miles, all stock and original. We couldn't have asked to meet nicer people. We met for dinner and they would not let us pay. Drove us to the house to see the car and take it for a night drive. We had coffee and brownies and drove us back to our hotel. They picked us up the next morning went for brunch; we would not let them pay. They drove us around to see the city and took us to a wonderful Japanese garden. Then we took the car and followed the check lists from the Miata.net forum and of course, took it for another drive. Got back to the house agreed on the price. Did up the paper work and now had to wait 8 weeks until we could go and pick her up.

Two months later we are on a plane to pick it up and looking forward to our two day, top down, 998 mile trip home, what a way to get a new car!



The sight that greeted Peggy when she pulled into the driveway in Rockford, Illinois



Mellow Yellow

We stayed over night and visited with the previous owners and had a great day before heading home. Drove north from Rockford Ill. to Wisconsin and stopped for the night on the north shore of Lake Michigan. Tornado warnings, rain, thunder and lightning but the car stayed dry inside. We headed out around 8:00 am on Wednesday to Frankenmuth then down to Flint and over to Sarnia, Ont. We had no issues at the U.S. Border, stamped the title and over to Canada Customs we go. No Issues there either and away we go, 960 miles later we get home about 9:00 p.m.

We were totally amazed at how well the car drove. Three days of top down driving from sun up to sun down, it was AWESOME!!!!!! I haven't stopped driving her since! Shortly after getting the car home we were able to find out that my car is #61 out of the 1,519 produced in the U.S.

Spring is just around the corner and the hibernation countdown is on. Hope to see all you Miata lovers soon. Don't forget to flash those barn doors at the little Sunburst Yellow with her top down, tunes blasting and a grin from ear to ear.



Here she is at home with her older brother

Peggy's Pride & Joy



Helpful Hints - Intermittent Wiper Switch for NCs

For a quick, easy, inexpensive upgrade that allows you to vary the rate of the wiper when driving your NC Miata in a light rain, Bill Latsha who writes tech articles for the central Pennsylvania Miata Club offers this installation.

Several of us have upgraded our wiper switch stalk/arm to have the variable speed intermittent wipers like the RX-8. It is truly a 10 minute job on the NC Miata, and good used switch arms are available on E-Bay. They have been purchased for as low as \$54.95 including free shipping.



The first step is to loosen the adjustable steering wheel height lever. Then remove the three screws under the plastic cover parts that are over and under the steering wheel. See the picture for the screw locations. The two screw locations closest to my hand in the picture are closest to the driver. These have sheet metal screw type threads. The third screw is a metal fine thread type screw closest to the dash. If you have the advanced Keyless Entry, and have the plastic knob in the ignition switch like in the picture, remove this plastic knob first as it makes it easier to remove the top and bottom covers. Next the top and bottom covers pop apart as plastic clips hold them together along the sides.



Pictured on the left is a close up of the switch assembly, and on the right showing it in place. Note there are two screws that hold it in place and one wiring harness that plugs into the bottom. Pull the wiring harness down to remove it, noting the small latch that holds it in place. Then remove the two screws that hold the switch body in place. Pull the old switch out, push the new one in, re-insert the two screws and tighten. Plug in the wiring harness, and reinstall the top and bottom covers & screws.

I purchased my switch thru E-Bay from:

PAM's Auto, Inc.
7505 Ridgewood Road,
Saint Cloud, MN, 56303.
Phone is 800-201-7402 ext 208
(I dealt with Josh) josh@pamsauto.com
Their web page is: www.pamsauto.com

They have a lifetime warranty on all electrical items they sell. You can't get that on new parts! Mine looks and acts as if it was brand new in the box.

The OEM part number for the switch is #290536310488.



Here's how the switch looks in place.

NOT SO MELLOW YELLOW. The cars that inspired the Mazda Miata were in full flower during the Age of Aquarius, when a generation of drivers burned up the back roads of America, leaving Beetles and station wagons in their wake. 🏎️ Today, you can discover the thrill of top-down driving in a roadster that fits like a glove. Cut deep into curves, accelerate with authority and snap through the gears as you chase the shadows down a canyon highway. The growl of a tuned exhaust is reason enough to take the long way home. In this reliable, affordable sports car, the opportunities for fun seem limitless. 🏎️ So come take a trip in the Mazda Miata. Experience its transcendental mix of past, present and future. One quick blast down a country road and you'll know why the roadster is well on its way to a second golden age.



THE MAZDA MIATA

Performance highlights include a 1.6 liter, DOHC 16-valve engine, 5-speed/close-ratio gearbox with short-throw shifter, 4-wheel double-wishbone suspension and 4-wheel disc brakes. Plus the 36-month/50,000-mile, no-deductible, "bumper-to-bumper" warranty. See your dealer for limited-warranty details. For more info, call 1-800-639-1000.

mazda
IT JUST FEELS RIGHT.®