


NEWSLETTER OF



Show Me Your Curves

VOLUME 4, NO. 1

2012 Year in Review

*A Look Back
on a perfect Cruising Season*




Plus...

Just Miatas

Economical helpful Hints

And more....



Show Me Your Curves
cover shots from the past year

On the Cover



This month's cover of everyone "Lookin' Back" was taken at the Photo Shoot with the Muskoka camera club last Year.

INSIDE THIS ISSUE:

<i>IN THE REAR VIEW MIRROR</i>	3
<i>HELPFUL HINTS</i>	12
<i>JUST MIATAS</i>	13
<i>CLOSER TO HOME</i>	15

We want to hear from you about this newsletter. Please use the Feedback Link to submit any comments, concerns or questions.

Thank you



[Feedback Link](#)

For frequent updates, **Join** us on Facebook



WELCOME TO
Miataville

Special Thanks to...



www.orilliamazda.com



In the Rear View Mirror

We hope everybody had a Happy Holiday Season and would like to wish you the best for the coming New Year. This month we would like to provide a look back on our activities of the past year hence the Year in Review theme. We believe 2012 was the perfect cruising season for **Miatas of Muskoka** at least weather wise as we had clear sunny skies for at least part of each cruise this past season. If you're going to drive a convertible you definitely want to go topless. So let's have a look at what happened last year month by month.

April

Annual General Meeting - April 15

On April 15th Miatas of Muskoka held the Annual General Meeting to discuss issues within the club and determine our cruising schedule for the year. We enjoyed an attendance rate of approximately 65%. It was decided the dates for 2012 would be on different days of the week to provide a more flexible schedule to all members and this turned out beneficial to all.



May

Spring Fling Cruise - May 26

Our first cruise of the season was a lovely trip under a warm sunny cloudless sky. Gord Bauldry took us on a trip around the three major lakes stopping at Burnt River for some butter tarts, in Bala for a pit stop and photo op before leading us to the Wharf in Gravenhurst where we dined in the sun on the upstairs deck of Boston Pizza.



Ice Cream Cruise - May 30

Our weekly Ice cream Runs began on the last week of May and continued through to late September. The first week we went to an old favourite, Port Sydney.



June

Ice Cream Runs - June

June was our first full month of Ice Cream runs and we hit Gravenhurst, Bala, Port Sydney and Huntsville this month.



Impromptu Cruise - June 10

Our first Impromptu Cruise was to Haliburton for lunch, stopping for the obligatory ice cream at Kawartha Dairy in Minden, before heading back home.



June

Parry Sound Cruise - June 23

Our second major cruise of the year was to the Parry Sound area via the village of Rosseau for a lovely lunch overlooking the harbour. The return portion of the trip took us via Hwy 518 to Huntsville where we HAD to stop for ice cream, Great Day.



July

Ice Cream Runs - July

These runs continue to be very popular as they are low key and allows everyone to interact easily, ideal for new members or those considering joining Miatas of Muskoka.

Manitoulin Island - July 14/15

We finally had our first "Overnighter" cruise thanks to the work of Bob & Carol Macaulay, a round trip cruise to Manitoulin Island. The group was also aided by our "2pznapt" friends from Owen Sound Peter Wilson & Peggy Fletcher.



Ladies Only Cruise - July 22


Heather Frazer lead the ladies again this year and amongst their ritual poker run, shopping and lunch they also managed to get in a little wine tasting. I think the Ladies may be onto something here.



August

Ice Cream Runs - August

This year we had a couple of "Special" Ice Cream Runs the first one being a stop at the Red Caboose in Orillia for our members down there who are always driving to Bracebridge. A great turnout enjoyed the best ice cream bargain of the season. The second "special" run was to Abbey's Bake House in Minnett and a brief walkabout at the Marriott Resort on Lake Rosseau.



Hurononia Mystery Tour & BBQ - August 12

Ed & Judy Gigg led our group on this wonderful cruise filled with twisty roads and several interesting stops along the way before making our way back to Tom & Katie Courtney's where all enjoyed a marvellous dinner in bright sunshine before heading home after a long day.



August

Wasaga Beach Tour & BBQ - August 25

Rick Bryan took our group on this wonderful hot sunny on a cruise filled with twisty roads and glorious views along the shores of Georgian Bay all the way to Wasaga Beach. Afterwards most of the group headed back to Rick's for a BBQ to end the day.



September

"Special" Ice Cream Run Corn Roast - Sept. 19

We enjoyed the last of our "Special" Ice cream runs by having a corn roast hosted by Don and Maureen at their spread just south of Huntsville.



September

Haliburton - Meet at Skyline Park Lookout - Sept. 9

Our "Meet & Eat" Picnic cruise at Skyline Lookout in Haliburton was a little cool due to the breeze but not enough to dampen the spirits and a picnic lunch was enjoyed by all. Afterwards Bob & Carol Macaulay led us on a back road drive which eventually ended up at the Kawartha Dairy for some (you guessed it) ice cream.



September

Fall Colours Cruise - Sept. 30

Our Annual Fall Colours tour normally held in October actually fell on September 30th this year. Originating from the Gravenhurst Wharf where we were joined by a group from the Trillium Club, we made our way eventually to The Rock Golf Course for lunch. Afterwards we made a brief stop at Abbey's Bake House along the way before heading north and east to Huntsville for an end of cruise BBQ hosted by Trillium.



Helpful Hints - Economical Home Remedies

Not everyone is an Engineer but with a little ingenuity and some everyday household products we can still get our cars to keep on running, *well sort of.*



***Loose tailpipe,
no problem
here are a couple of
cheap fixes.***



***Another exhaust system fix;
hold that catalytic converter
together with binder clips***



Post It Notes for sunglasses...Yes!!



Don't forget the all important Air Bag



***If you really don't think you
can do it yourself,
I'd recommend these guys,
or maybe not.***

(After a brief sojourn Terese MacDavis is back with some more pointers from Just Miatas.....Ed)

The Tequila Sunrise got his new red leather boots! And today I put them on. I posted a note on the Miata.net forum in the "What did you do with your NA today?" thread about my new project. I'm calling it a mod even though it's a very small mod. There are those of us Miata people who are not mechanics, but we love our Miatas, too and enjoy our own style of working on our cars.



Here are the boots.

My photography is not near as good as the Redline catalog but they look exactly like the catalog in person.

The leather is very nice.

I backed the TQ into the carport and put the top down and cranked the music up. It was just like old times, sittin' there working on my car and watching the neighborhood. It's still February, though, and it's cold and windy (it says 63 degrees, but I don't believe it). Now, to work.



Shift knob removed


First I took off the shift knob.

Then the console came off. There are 5 screws; 2 on either side on the lower front, one in the cupholder/ashtray bay, and 2 in the console compartment. I undid the two connectors, one for the power windows and one for a light. Then I lifted up on the front bottom edges of the console next to the bezel and eased up a few inches to clear the bezel.




Trunk & Gas levers access

Next I opened the console compartment and guided the two levers for trunk and gas through the opening as I slid the console forward and then over the shift stick and off altogether.



Console removed



Boot & frame removed

The next step was to unscrew the old boot frame and remove the old boot. Or in my case, it was only a year old. I'll find a car to put it on.


**Just
Miatas**

Con't

It took a few minutes to figure out which way the boot went into the frame. I've done these before and I always have to work it out again. But I finally got it on the frame, the frame screwed back under the console.



Boot over shift knob



Frame in place

The console slipped over the shift and the connectors connected and the two levers in the console bay slid through and pushed it down gently until it seated. I put the 5 screws in the console and the shift boot was done.

Now for the brake boot.



That was easy! Now I just have to wait for my wheel cover.



Looks pretty good, huh? Now I might get some red leather and do the door panels .



Closer to Home

Canadian Sites with a Miata flavour

This month's picture is of the beautiful Bell Island off the coast of Newfoundland near St. John's. The 2004 Velocity Red Mazdaspeed on the ferry - leaving Bell Island to return to the main island of Newfoundland in the picture belongs to Andrew Menchions.

