

NEWSLETTER OF



# Show Me Your Curves

VOLUME 2, NO. 10

## *Delights of October* *Fall Cruisin'*



**SPOTLIGHT ON  
2011  
SPECIAL EDITION**



*Plus...*  
*Australia's NatMeet*  
*Fall Colours Cruise*  
*Headlight Restoration*  
*And more....*





This is what people come from miles around to see at this time of year, **Autumn in Muskoka.**

## On the Cover



Cover photo taken by amateur photographer David R SniKKaz of Hamburg, Germany of his NA Miata.

## INSIDE THIS ISSUE:

<i>IN THE REAR VIEW MIRROR</i>	3
<i>LOOKIN' DOWN THE ROAD</i>	8
<i>HELPFUL HINTS</i>	9
<i>AROUND THE WORLD</i>	10
<i>FOR SALE</i>	11
<i>SPOTLIGHT ON</i>	12

We want to here from you about this newsletter. Please use the Feedback Link to submit any comments, concerns or questions.

Thank you



[Feedback Link](#)

## You Gotta Read This!

The Willunga Hillclimb Run part of the MX5 Clubs of Australia Nation Meet in 2010



See Page 10



## In the Rear View Mirror

### Wednesday Night Ice Cream Cruises

#### Sept. 7th


A group of nine cars made the trip to Gravenhurst this week on a cool crisp overcast evening to cruise for a coffee. No ice cream on this night. The evening actually warmed up and was quite clear for the quick topless ride home via Muskoka Beach Road.



Deciding where to go...



Still deciding....



It's decided !

#### Sept. 14th

This week's destination of choice chosen by the seven cars attending was Oliver's in Bracebridge via Cedar Lane. It threatened to rain but we chose to start out topless. It only spit a little enroute however we all put up our tops while in the restaurant.



Topless or not?



The debate continues

#### Sept. 21st

Our final Ice Cream / Coffee Run of the season was to Bracebridge!! We did take a rather round about way to get to Oliver's for coffee but after raining all day we were blessed with a cool but dry evening warming up as the night wore on. Warren Lane had just taken delivery of his 2006 Miata earlier that day and joined the Miatas of Muskoka immediately. Many happy trails Herman.



The rain has stopped,  
we're off with tops  
down



It's getting dark early





## In the Rear View Mirror



Under crystal blue skies

### Midland Cruise - Sept. 18

On an absolutely perfect day our initial group of seven cars started out from Bracebridge westward through Port Carling, along the northern tip of Lake Muskoka to Bala, through the reservation and southwards where we stopped at Big Chute to check out the marine railway. We met up with our eighth car here before heading south under sunny skies to Midland.

The lunch at the Scully's Crab Shack was served outside on the deck and was enjoyed immensely by all before we had to make our way back home.



Perfect Cruisin'



Big Chute



Arriving at Scully's



Enjoying lunch





## In the Rear View Mirror

### Midland Cruise - Pictorial





## In the Rear View Mirror

### Fall Colours Cruise - Oct. 2

Our weather called for sun and clouds with a chance of rain or a bit of everything. As the group of nine departed the Independent parking lot, topless of course, it started to rain, uugh!!! However, by the time we got to Manitoba Street it had stopped and most of the cruise to Rosseau was under clear (but you couldn't say warm) skies and we were able to enjoy the colours of the season.



The trip down the west side of the lake took us to the Marriott Resort where the group took a brief walk around this five star resort before heading south into Port Carling under increasingly darker skies. We didn't make it. An emergency pit stop had to be made in Port Sanfield to secure all tops on place or arrive drenched at the restaurant.

The leisurely lunch allowed Mother Nature to get the rain out of her systems and we were able to continue our journey again with tops down. The ride home was a cold one and for this year at least the cruising season is now over for the Miatas of Muskoka. The Trillium group cruise will be the last group cruise available in a couple of weeks before putting the little ones to bed for the winter.

I trust you all enjoyed the 2011 season.

In the beginning.....








## In the Rear View Mirror

### Fall Colours Cruise - Pictorial







## Lookin' Down the Road

Here's a look at a few of the events we are looking at *Down the Road*.

### Trillium Fall Colours Cruise - Oct 17

The Trillium club out of Toronto will again make their annual trip to Muskoka to see the colours. We have been invited to tag along if interested. They will be stopping at Oliver's in Bracebridge (as they did last year) and cruising up towards Huntsville via Dorset where they will stop for lunch at Three Guys & a Stove restaurant. From Huntsville they will travel to Rosseau, Port Carling Bala and south to Severn Bridge. We can drop out at anytime along the route.

If you are interested in joining this group please advise as soon as possible as we need to ensure the body count for the restaurant.

### Annual General Meeting - November (date to be determined)

The Annual General Meeting we discussed briefly in the last newsletter will take place sometime in November. The date we are looking at will likely be within the first two weeks of the month. We wish to have a dinner as well so details have to be worked out before we can contact everyone.

An Itinerary will be provided in the near future.

## Membership Update

We would like to welcome the following new members:

Ed & Joy Elliott	Bracebridge	Silver	2003
Warren and Mary Lane	Kingston	Grey	2006

MIATA FUN



Some people just have to accessorize !!



## Helpful Hints - Headlight Restoration

The wrath of time can have an alarming effect on your Miata and the perfect example would be the deterioration of your headlight lenses. Over time these lenses become foggy which not only reduces the appearance factor of your baby but also the illumination which could become a safety factor.

Most modern headlamp housings are treated with a very hard coating on the exterior to resist wear and tear from road debris and UV. They also get an anti-fog coating on the interior. Once the hard coat is compromised a common practice is to sand the rest of it and the resultant oxidation away, leaving behind a clean but vulnerable surface.

So you can do this at home, all you need is:


- Some 600, 1200, and 2000 grit sandpaper.
- Spray bottle filled with water.
- Some sort of polish (eg. Mother's mag wheel polish)
- Clear coat spray paint
- Hair dryer.
- Some Carnuba wax.

Start off wet sanding the lenses with 600 grit, some enthusiasts have even sanded all the external writing on the housing for a cleaner appearance. Move up the grits slowly making sure you sand the entire surface adequately and to keep the housing wet at all times.

After you've gone through the sand paper go ahead and clear coat it. Make sure to warm the can of clear up with warm water because the paint will lay better.

After one semi heavy coat of clear, dry it with the hair dryer, scuff it with 2000 grit sand paper and shoot it with a heavy coat of clear almost to the point of running and dried that with the hair dryer. This is what I started with. clear coat seals it so it doesn't re fog as fast and the clear actually fills in the tiny crevices and makes it extremely clear.

Put some polish on a buffer of some sort (an orbital buffer works fine) and press the light housing to it. You don't have to put a lot of force on the housing it just takes time.... about 20 minutes minimum. You just have to have patience. Wipe off the excess polish very well then put the carnuba wax on the light and let it dry to a haze, wipe it off and voila you have an almost new housing.





# Miatas around the World

## *A look at what's happening in the world of Miata*



### **NATMEET IX**

Natmeet is the national gathering of Australia's Miata (it has always been called MX5 down under) car clubs and is held in a different local every two years at Easter.

It brings together over 200 owners from all around Australia in the one place to talk, have fun and show off their pride-and-joy.

The event program combines a day of motorsport with other events like funkhanas, navigation rallies, treasure hunts and convoy driving with a concours d'elegance and a good deal of social activity over the five or six days.

The next NatMeet, hosted by the Mazda MX-5 Club of NSW, will be held in Canberra over Easter 2012.





**For Sale**



## **1997 SPEEDSTER EDITION - Lady Driven!!**

**THIS IS A STUNNING, LOW MILEAGE VEHICLE WITH ONLY 56,000 km**

**THE "SPEEDSTER EDITION" WAS AN EXCLUSIVE CANADIAN RUN OF ONLY 150 CARS.**

**THE MARINA GREEN MICA EXTERIOR WITH A REAR LIP SPOILER OVER A BLACK SOFT TOP AND THE 15" FIVE SPOKE STO EDITION WHEELS.**

**THE BLACK CLOTH INTERIOR FEATURES THE WOODEN NARDI SHIFT KNOB AND HAND BRAKE AND UNIQUE "SPEEDSTER" BADGES.**

**FOR SALE IN ALL ORIGINAL CONDITION BY THE ORIGINAL OWNER, \$16,000 obo.**

**Contact Mary Slade (416) 698-3378 (Note: Car is located in Bracebridge)**

## **2001 MIATA 15" 5 SPOKE WHEELS**

**ORIGINAL ALUMINUM WHEELS FROM A 2001 MIATA, WILL FIT MOST MIATAS UP TO 2005.**

**ONLY \$100 (SET OF FOUR)**

**Contact Nigel Ford (705) 641-9210**







## Spotlight On

## 2011 Special Edition

To mark the 900,000 units of the Mazda MX-5 Miata sold, Mazda is celebrated the milestone with the introduction of the 2011 Mazda MX-5 Miata Special Edition at the Chicago Auto Show in February. Available only as a fully loaded power retractable hard top and a limited production of only 750 units. (U.S.A. version, substantially fewer in Canada)



The Special Edition is based off of a fully-equipped Grand Touring model but is only available with the Power Retractable Hard Top (PRHT). Externally these vehicles were available in two new MX-5 colours only, Sparkling Black Mica or Dolphin Grey Mica, and are packaged with 17-inch Bright Finish aluminium alloy ten-spoke wheels.

Special Edition-exclusive interior touches include grey door trim and heated leather seats with grey stitching, a black leather-wrapped parking brake and steering wheel with contrasting grey stitching, chrome treatments to the air vents and instrument cluster as well as aluminium pedals.

Mazda also beefed up the performance of the MX-5 Special Edition a bit by adding the Suspension Package which includes Bilstein® shocks, a limited-slip differential (LSD) and sport-tuned dampers. And in the power train department, power is supplied by a 2.0-liter four-cylinder engine producing 167 horsepower and 140 lb-feet of torque in a six-speed manual transmission, or 158 horsepower when equipped with a six-speed automatic transmission.

The Premium Package is standard on the Special Edition and includes a Bluetooth® hands-free phone system, SIRIUS® Satellite Radio with a six-month complimentary subscription, Xenon headlights, Dynamic Stability Control (DSC) with a Traction Control System (TCS), an anti-theft alarm and the Mazda Advanced Keyless Entry and Start System.



## 2011 Special Edition

**Dolphin Grey Mica**



**Sparkling Black Mica**



**SIRIUS® Satellite Radio**



**Unique aluminium pedals**



**17-inch ten spoke alloy wheels**



**Exclusive Grey Leather Interior**





## 2011 Special Edition

The 2011 Special Edition  
as it appeared at the introduction  
in Chicago

Link to view video of show

<http://www.youtube.com/watch?hl=en&v=12DGa-17ixI&gl=US>

